

Yelvertoft Rd Jun 19

Traffic Overview from Sat Jun 1 2019 to Sun Jun 30 2019

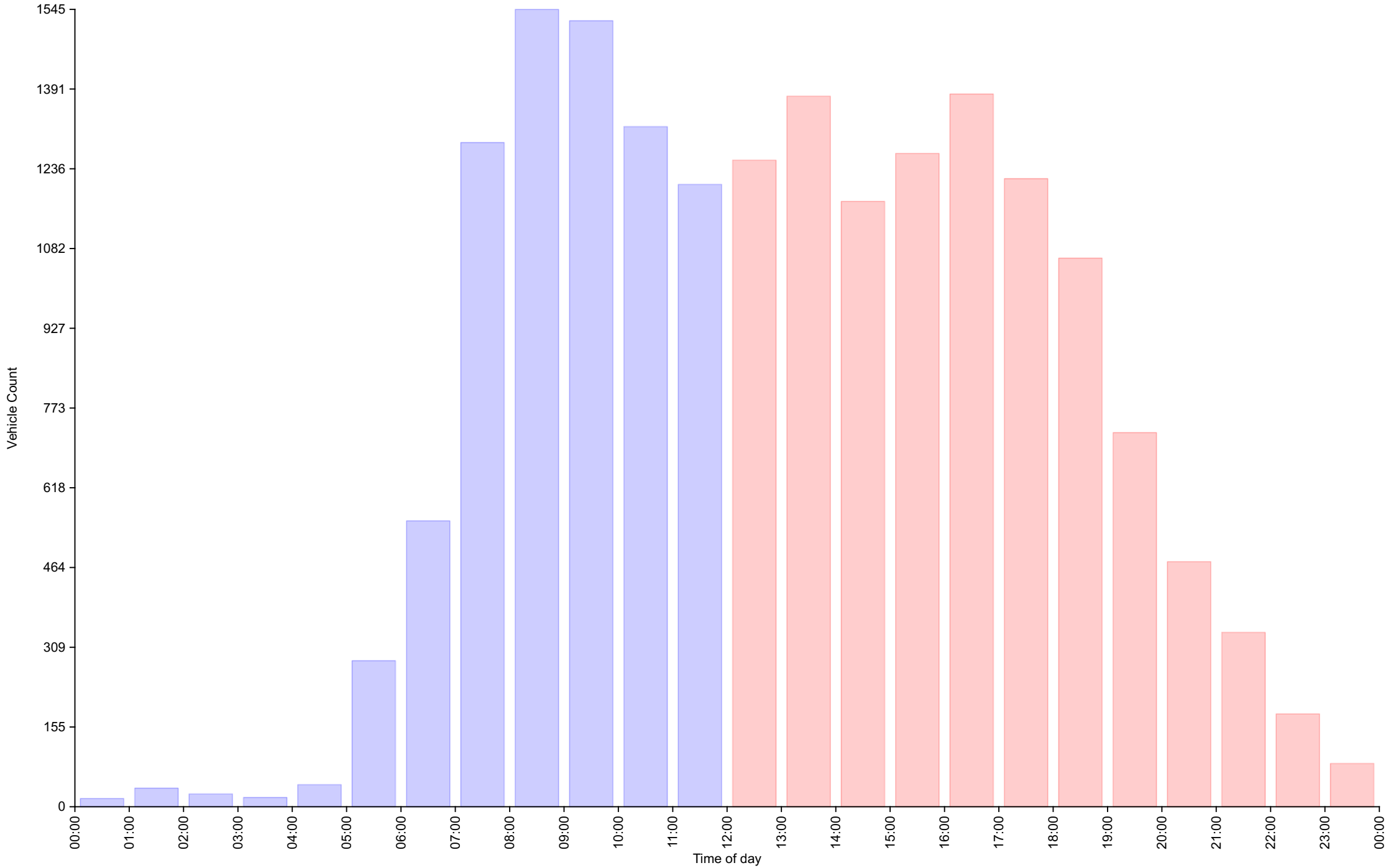
Vehicle Speed Classes (Mph)

| | <15 | 15 20 | 20 25 | 25 30 | 30 35 | 35 40 | 40 45 | 45 50 | 50 55 | 55 60 | 60 65 | 65 70 | >70 | Total | 85th Percentile |
|----------|----------|-----------|-----------|------------|------------|------------|---------------|------------|------------|-----------|-----------|-----------|----------|-------------|--------------------|
| 00:00 | 0 | 0 | 0 | 1 | 3 | 4 | 3 | 4 | 1 | 0 | 0 | 0 | 0 | 16 | 46.6 |
| 01:00 | 0 | 0 | 0 | 2 | 11 | 11 | 6 | 3 | 1 | 0 | 0 | 2 | 0 | 36 | 44.2 |
| 02:00 | 0 | 0 | 0 | 2 | 4 | 2 | 10 | 5 | 1 | 1 | 0 | 0 | 0 | 25 | 46.6 |
| 03:00 | 0 | 0 | 0 | 1 | 3 | 2 | 2 | 2 | 3 | 1 | 0 | 4 | 0 | 18 | 66.2 |
| 04:00 | 0 | 0 | 0 | 1 | 2 | 7 | 6 | 13 | 2 | 6 | 5 | 1 | 0 | 43 | 57.5 |
| 05:00 | 0 | 1 | 3 | 10 | 32 | 42 | 55 | 52 | 47 | 33 | 8 | 0 | 0 | 283 | 53.8 |
| 06:00 | 1 | 2 | 10 | 20 | 32 | 71 | 109 | 110 | 103 | 72 | 18 | 3 | 3 | 554 | 54.6 |
| 07:00 | 0 | 6 | 3 | 46 | 147 | 203 | 281 | 292 | 189 | 92 | 27 | 0 | 1 | 1287 | 51.2 |
| 08:00 | 0 | 5 | 8 | 86 | 234 | 328 | 372 | 266 | 159 | 67 | 9 | 11 | 0 | 1545 | 49.3 |
| 09:00 | 0 | 7 | 38 | 139 | 314 | 360 | 334 | 204 | 86 | 32 | 8 | 1 | 0 | 1523 | 45.8 |
| 10:00 | 0 | 2 | 35 | 120 | 270 | 293 | 258 | 180 | 106 | 47 | 4 | 1 | 2 | 1318 | 47.6 |
| 11:00 | 0 | 4 | 14 | 109 | 216 | 272 | 254 | 210 | 100 | 22 | 5 | 0 | 0 | 1206 | 47.4 |
| 12:00 | 3 | 16 | 31 | 149 | 195 | 288 | 260 | 192 | 78 | 32 | 4 | 1 | 4 | 1253 | 46.2 |
| 13:00 | 0 | 3 | 21 | 114 | 229 | 289 | 305 | 228 | 124 | 39 | 24 | 1 | 0 | 1377 | 48.5 |
| 14:00 | 0 | 2 | 16 | 140 | 187 | 235 | 245 | 180 | 106 | 52 | 5 | 4 | 1 | 1173 | 48.4 |
| 15:00 | 0 | 0 | 13 | 112 | 222 | 300 | 295 | 179 | 110 | 20 | 8 | 6 | 1 | 1266 | 47.5 |
| 16:00 | 0 | 2 | 14 | 100 | 217 | 291 | 326 | 221 | 146 | 38 | 16 | 7 | 3 | 1381 | 49.1 |
| 17:00 | 0 | 0 | 6 | 66 | 172 | 242 | 317 | 219 | 128 | 51 | 12 | 4 | 0 | 1217 | 49.3 |
| 18:00 | 0 | 0 | 10 | 77 | 136 | 205 | 280 | 184 | 114 | 35 | 12 | 5 | 5 | 1063 | 49.3 |
| 19:00 | 0 | 2 | 3 | 47 | 90 | 150 | 144 | 139 | 87 | 31 | 13 | 12 | 7 | 725 | 50.9 |
| 20:00 | 0 | 0 | 7 | 32 | 49 | 91 | 112 | 88 | 51 | 26 | 10 | 8 | 1 | 475 | 51.4 |
| 21:00 | 0 | 0 | 0 | 30 | 56 | 66 | 75 | 51 | 25 | 19 | 9 | 7 | 0 | 338 | 49.6 |
| 22:00 | 0 | 0 | 11 | 23 | 16 | 20 | 47 | 40 | 15 | 5 | 3 | 0 | 0 | 180 | 47.8 |
| 23:00 | 0 | 0 | 1 | 11 | 11 | 20 | 18 | 10 | 10 | 3 | 0 | 0 | 0 | 84 | 49.1 |
| AM Total | 1 | 27 | 111 | 537 | 1268 | 1595 | 1690 | 1341 | 798 | 373 | 84 | 23 | 6 | | |
| PM Total | 3 | 25 | 133 | 901 | 1580 | 2197 | 2424 | 1731 | 994 | 351 | 116 | 55 | 22 | | |
| Total | 4 | 52 | 244 | 1438 | 2848 | 3792 | 4114 | 3072 | 1792 | 724 | 200 | 78 | 28 | | |
| Percent | 0.02% | 0.28% | 1.33% | 7.82% | 15.49% | 20.62% | 22.38% | 16.71% | 9.75% | 3.94% | 1.09% | 0.42% | 0.15% | | |

Total Vehicles : 18386
 30th Percentile : 35.4 MPH
 50th Percentile : 40.1 MPH
 85th Percentile : 49.1 MPH
 95th Percentile : 54.4 MPH
 Average Speed : 40.7 MPH
 Highest Speed : 79.0 MPH

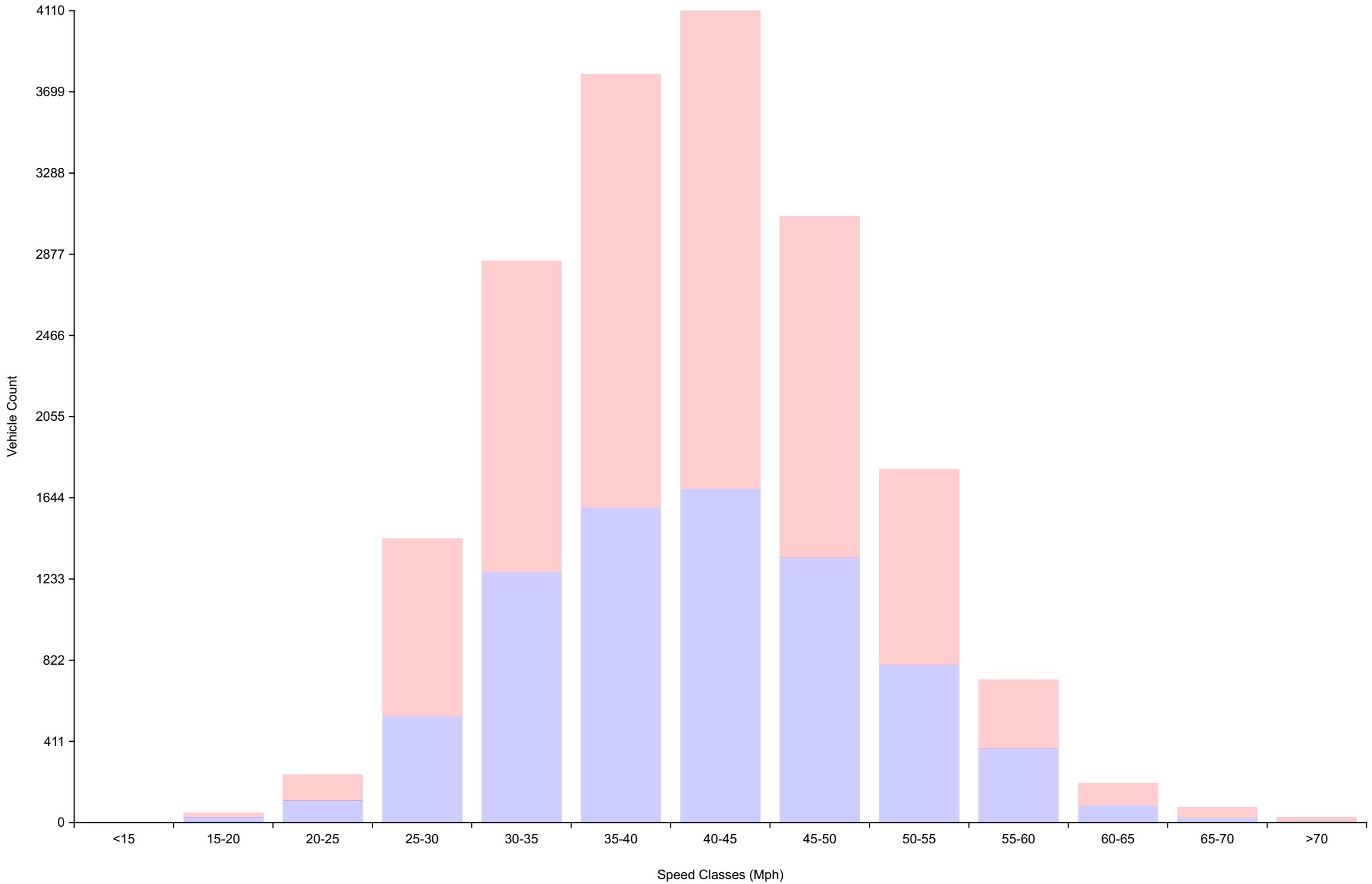
Vehicle Counts By Hour

Traffic Overview from Sat Jun 1 2019 to Sun Jun 30 2019
(60 Minute Resolution)



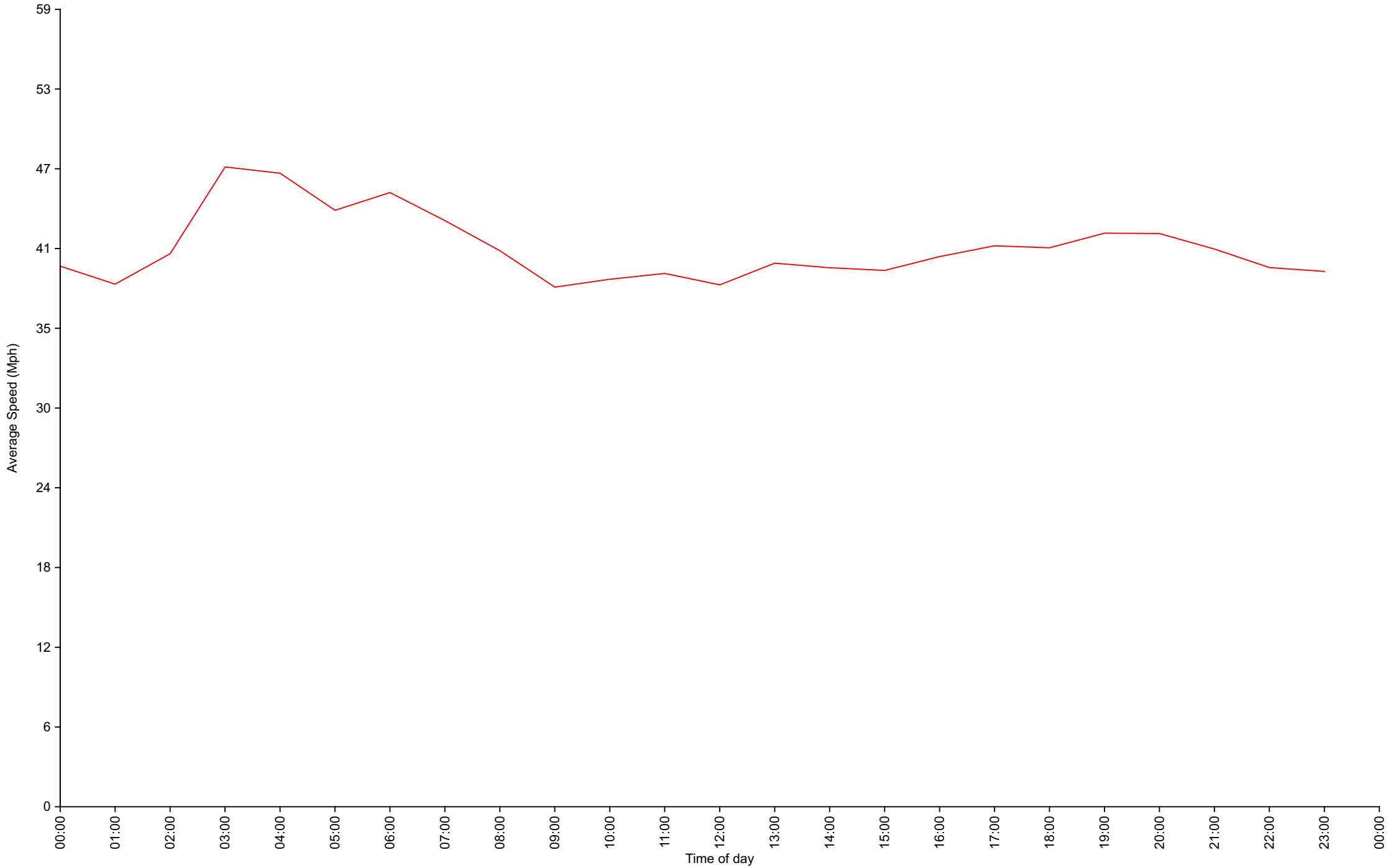
Vehicle Counts By Speed Class

Traffic Overview from Sat Jun 1 2019 to Sun Jun 30 2019



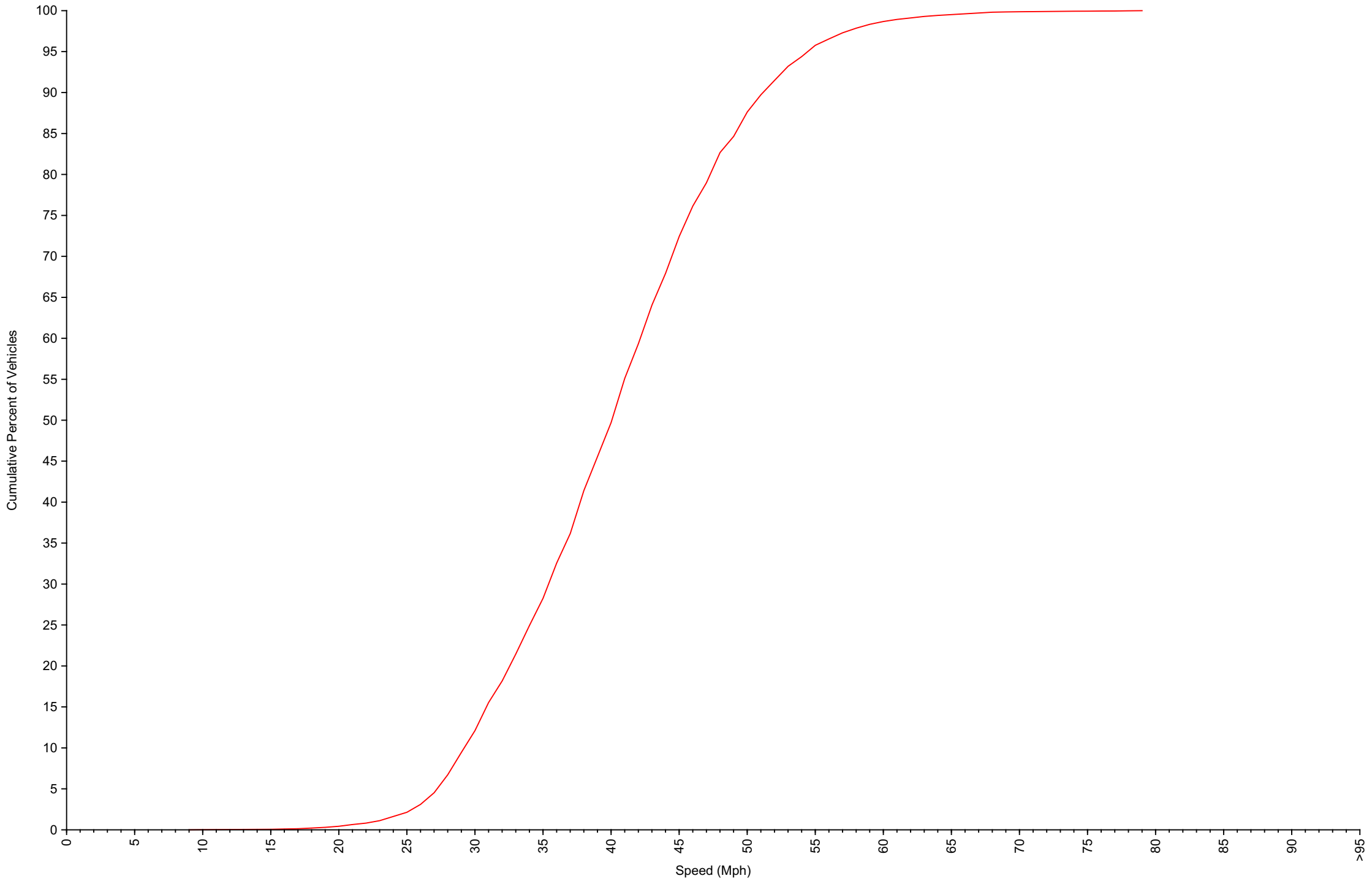
Average Speed By Hour

Traffic Overview from Sat Jun 1 2019 to Sun Jun 30 2019
(60 Minute Resolution)



Cumulative Speed Distribution Curve

Traffic Overview from Sat Jun 1 2019 to Sun Jun 30 2019



Yelvertoft Rd Jun 19

Weekly overview for week beginning Mon May 27 2019

Vehicle Speed Classes (Mph)

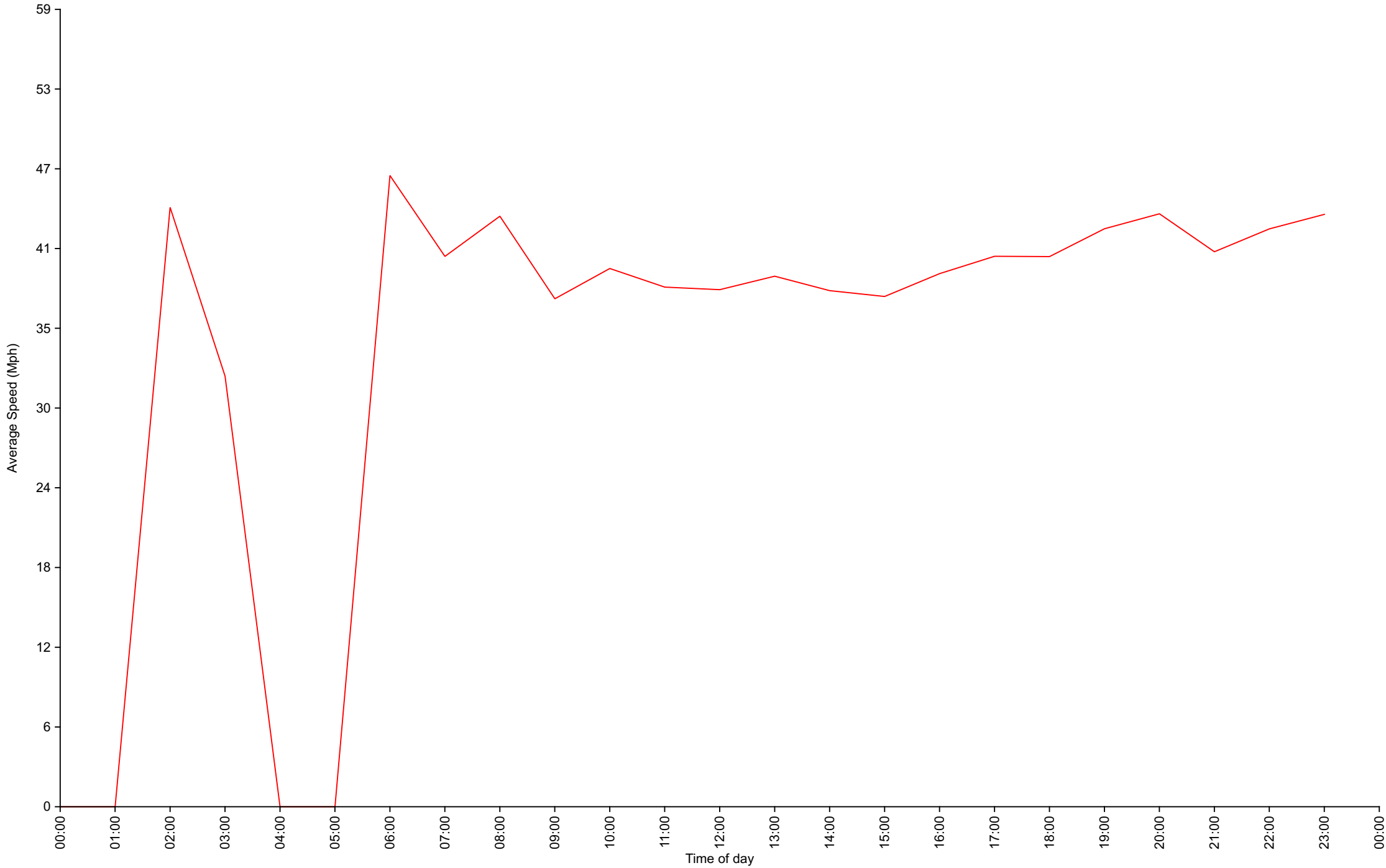
| | <15 | 15 20 | 20 25 | 25 30 | 30 35 | 35 40 | 40 45 | 45 50 | 50 55 | 55 60 | 60 65 | 65 70 | >70 | Total | 85th Percentile |
|----------|-------|----------|----------|-----------|-----------|------------|---------------|-----------|-----------|-----------|----------|----------|----------|------------|--------------------|
| 00:00 | 0 | 0 | 0 | 0 | 0 | 0 | 0 | 0 | 0 | 0 | 0 | 0 | 0 | 0 | 0.0 |
| 01:00 | 0 | 0 | 0 | 0 | 0 | 0 | 0 | 0 | 0 | 0 | 0 | 0 | 0 | 0 | 0.0 |
| 02:00 | 0 | 0 | 0 | 0 | 0 | 0 | 3 | 0 | 0 | 0 | 0 | 0 | 0 | 3 | 44.4 |
| 03:00 | 0 | 0 | 0 | 0 | 3 | 0 | 0 | 0 | 0 | 0 | 0 | 0 | 0 | 3 | 31.9 |
| 04:00 | 0 | 0 | 0 | 0 | 0 | 0 | 0 | 0 | 0 | 0 | 0 | 0 | 0 | 0 | 0.0 |
| 05:00 | 0 | 0 | 0 | 0 | 0 | 0 | 0 | 0 | 0 | 0 | 0 | 0 | 0 | 0 | 0.0 |
| 06:00 | 0 | 0 | 0 | 3 | 0 | 0 | 7 | 0 | 4 | 4 | 2 | 0 | 0 | 20 | 57.0 |
| 07:00 | 0 | 0 | 0 | 5 | 4 | 11 | 22 | 6 | 3 | 3 | 0 | 0 | 0 | 54 | 46.2 |
| 08:00 | 0 | 0 | 0 | 0 | 6 | 7 | 22 | 14 | 9 | 2 | 0 | 0 | 0 | 60 | 49.5 |
| 09:00 | 0 | 3 | 0 | 13 | 28 | 27 | 26 | 13 | 5 | 2 | 0 | 0 | 0 | 117 | 43.8 |
| 10:00 | 0 | 0 | 5 | 20 | 20 | 28 | 14 | 28 | 12 | 10 | 0 | 0 | 0 | 137 | 49.5 |
| 11:00 | 0 | 2 | 0 | 12 | 30 | 31 | 26 | 20 | 7 | 0 | 3 | 0 | 0 | 131 | 45.4 |
| 12:00 | 0 | 3 | 3 | 20 | 29 | 40 | 20 | 34 | 9 | 3 | 0 | 0 | 0 | 161 | 45.8 |
| 13:00 | 0 | 0 | 6 | 17 | 42 | 51 | 45 | 26 | 19 | 5 | 2 | 0 | 0 | 213 | 47.6 |
| 14:00 | 0 | 0 | 3 | 27 | 24 | 49 | 30 | 26 | 10 | 3 | 0 | 0 | 0 | 172 | 45.9 |
| 15:00 | 0 | 0 | 0 | 36 | 30 | 39 | 44 | 14 | 10 | 5 | 0 | 0 | 0 | 178 | 44.8 |
| 16:00 | 0 | 0 | 3 | 9 | 34 | 30 | 27 | 36 | 8 | 0 | 5 | 0 | 0 | 152 | 46.5 |
| 17:00 | 0 | 0 | 0 | 17 | 9 | 32 | 45 | 25 | 10 | 7 | 0 | 0 | 0 | 145 | 47.7 |
| 18:00 | 0 | 0 | 0 | 13 | 10 | 19 | 27 | 16 | 12 | 5 | 0 | 0 | 0 | 102 | 48.7 |
| 19:00 | 0 | 0 | 0 | 4 | 13 | 22 | 21 | 10 | 12 | 4 | 0 | 3 | 2 | 91 | 50.2 |
| 20:00 | 0 | 0 | 2 | 6 | 2 | 7 | 2 | 4 | 9 | 11 | 0 | 0 | 0 | 43 | 54.5 |
| 21:00 | 0 | 0 | 0 | 0 | 9 | 0 | 5 | 8 | 6 | 0 | 0 | 0 | 0 | 28 | 47.2 |
| 22:00 | 0 | 0 | 0 | 2 | 3 | 0 | 6 | 2 | 4 | 2 | 0 | 0 | 0 | 19 | 49.4 |
| 23:00 | 0 | 0 | 0 | 0 | 0 | 0 | 5 | 2 | 0 | 0 | 0 | 0 | 0 | 7 | 44.5 |
| AM Total | 0 | 5 | 5 | 53 | 91 | 104 | 120 | 81 | 40 | 21 | 5 | 0 | 0 | | |
| PM Total | 0 | 3 | 17 | 151 | 205 | 289 | 277 | 203 | 109 | 45 | 7 | 3 | 2 | | |
| Total | 0 | 8 | 22 | 204 | 296 | 393 | 397 | 284 | 149 | 66 | 12 | 3 | 2 | | |
| Percent | 0.00% | 0.44% | 1.20% | 11.11% | 16.12% | 21.41% | 21.62% | 15.47% | 8.12% | 3.59% | 0.65% | 0.16% | 0.11% | | |

Time of day

Total Vehicles : 1836
 30th Percentile : 34.3 MPH
 50th Percentile : 38.9 MPH
 85th Percentile : 47.8 MPH
 95th Percentile : 53.4 MPH
 Average Speed : 39.6 MPH
 Highest Speed : 75.9 MPH

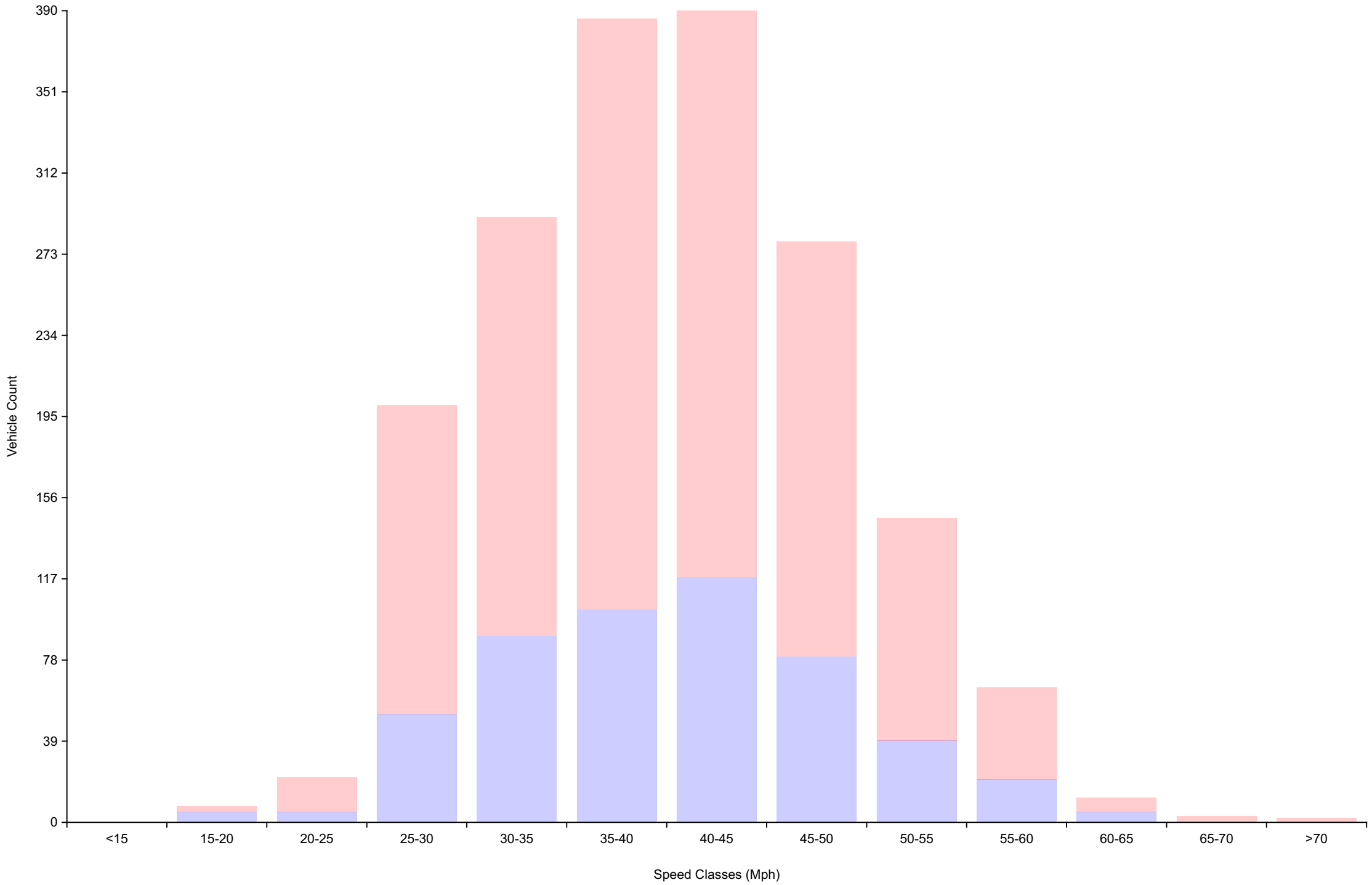
Average Speed By Hour

For week beginning Mon May 27 2019
(60 Minute Resolution)



Vehicle Counts By Speed Class

For week beginning Mon May 27 2019



Yelvertoft Rd Jun 19

Weekly overview for week beginning Mon Jun 3 2019

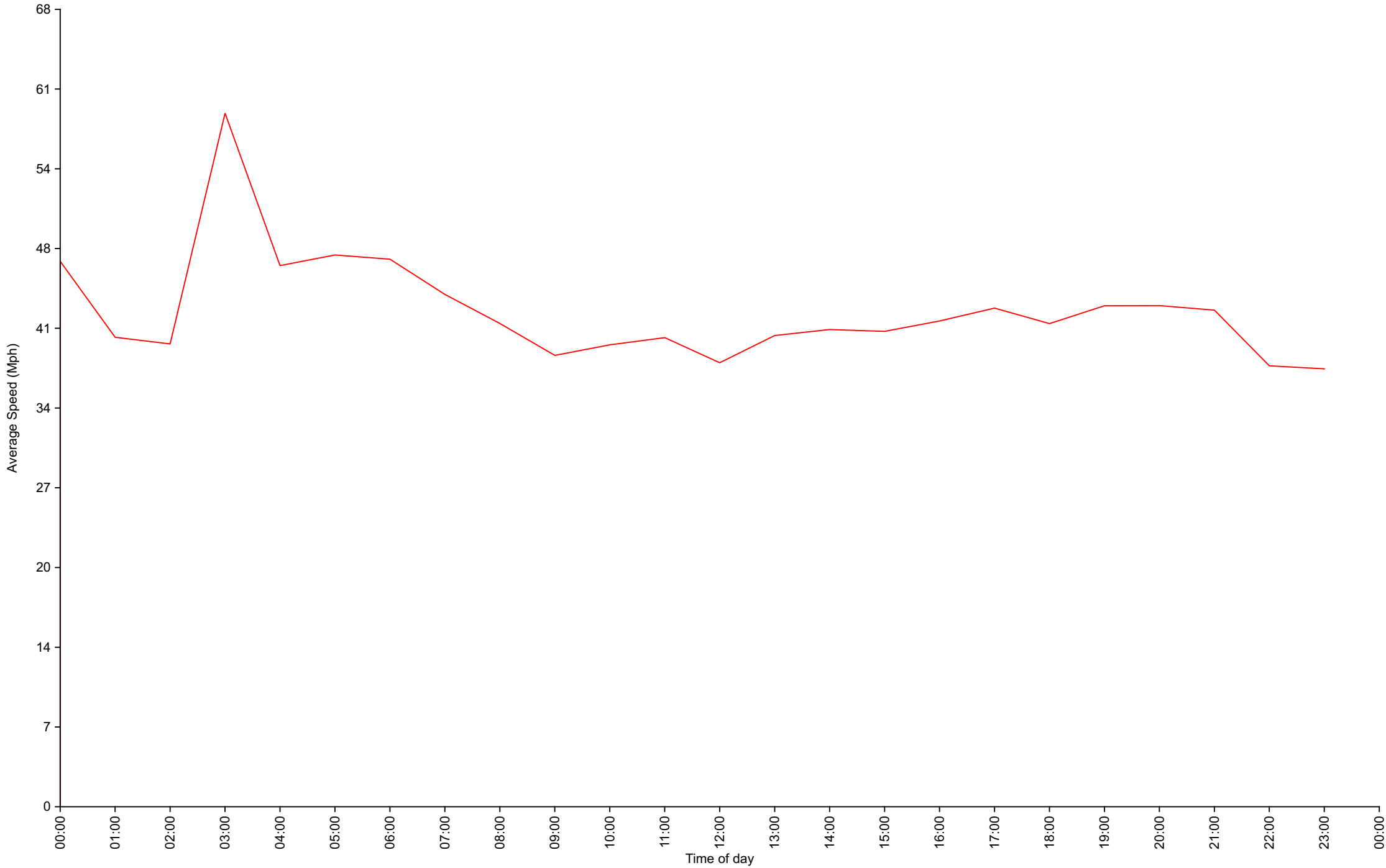
Vehicle Speed Classes (Mph)

| | <15 | 15 20 | 20 25 | 25 30 | 30 35 | 35 40 | 40 45 | 45 50 | 50 55 | 55 60 | 60 65 | 65 70 | >70 | Total | 85th Percentile |
|----------|----------|-----------|-----------|-----------|------------|------------|---------------|------------|-----------|-----------|-----------|----------|----------|------------|--------------------|
| 00:00 | 0 | 0 | 0 | 0 | 0 | 0 | 0 | 2 | 0 | 0 | 0 | 0 | 0 | 2 | 46.5 |
| 01:00 | 0 | 0 | 0 | 2 | 3 | 3 | 3 | 0 | 0 | 0 | 0 | 2 | 0 | 13 | 41.6 |
| 02:00 | 0 | 0 | 0 | 0 | 3 | 0 | 3 | 2 | 0 | 0 | 0 | 0 | 0 | 8 | 44.6 |
| 03:00 | 0 | 0 | 0 | 0 | 0 | 0 | 0 | 0 | 3 | 0 | 0 | 3 | 0 | 6 | 62.6 |
| 04:00 | 0 | 0 | 0 | 0 | 0 | 3 | 3 | 8 | 0 | 0 | 3 | 0 | 0 | 17 | 48.1 |
| 05:00 | 0 | 0 | 0 | 0 | 9 | 20 | 17 | 21 | 18 | 27 | 6 | 0 | 0 | 118 | 55.0 |
| 06:00 | 0 | 0 | 5 | 12 | 12 | 26 | 45 | 54 | 51 | 42 | 12 | 3 | 3 | 265 | 56.4 |
| 07:00 | 0 | 3 | 3 | 18 | 72 | 87 | 130 | 162 | 97 | 42 | 12 | 0 | 0 | 626 | 51.0 |
| 08:00 | 0 | 2 | 5 | 39 | 96 | 160 | 155 | 112 | 65 | 36 | 3 | 9 | 0 | 682 | 49.5 |
| 09:00 | 0 | 0 | 21 | 57 | 124 | 159 | 163 | 92 | 27 | 9 | 6 | 0 | 0 | 658 | 45.3 |
| 10:00 | 0 | 0 | 16 | 34 | 123 | 122 | 118 | 71 | 54 | 18 | 3 | 0 | 0 | 559 | 48.3 |
| 11:00 | 0 | 0 | 6 | 47 | 88 | 116 | 104 | 105 | 48 | 12 | 0 | 0 | 0 | 526 | 47.6 |
| 12:00 | 3 | 12 | 23 | 64 | 75 | 103 | 116 | 74 | 27 | 15 | 0 | 0 | 3 | 515 | 45.8 |
| 13:00 | 0 | 0 | 11 | 52 | 87 | 103 | 123 | 95 | 50 | 14 | 14 | 0 | 0 | 549 | 48.6 |
| 14:00 | 0 | 0 | 6 | 56 | 68 | 78 | 110 | 71 | 45 | 28 | 3 | 3 | 0 | 468 | 49.6 |
| 15:00 | 0 | 0 | 6 | 35 | 83 | 125 | 125 | 81 | 54 | 9 | 6 | 3 | 0 | 527 | 48.4 |
| 16:00 | 0 | 2 | 5 | 44 | 93 | 125 | 134 | 75 | 81 | 23 | 11 | 6 | 3 | 602 | 50.7 |
| 17:00 | 0 | 0 | 4 | 19 | 64 | 76 | 131 | 87 | 69 | 20 | 6 | 3 | 0 | 479 | 50.2 |
| 18:00 | 0 | 0 | 6 | 26 | 56 | 90 | 126 | 71 | 35 | 13 | 6 | 3 | 3 | 435 | 47.9 |
| 19:00 | 0 | 0 | 0 | 26 | 34 | 58 | 63 | 69 | 33 | 11 | 9 | 6 | 3 | 312 | 51.1 |
| 20:00 | 0 | 0 | 0 | 8 | 23 | 50 | 53 | 37 | 14 | 9 | 9 | 5 | 0 | 208 | 50.2 |
| 21:00 | 0 | 0 | 0 | 12 | 15 | 30 | 32 | 18 | 3 | 11 | 6 | 5 | 0 | 132 | 53.7 |
| 22:00 | 0 | 0 | 9 | 15 | 6 | 12 | 21 | 17 | 3 | 0 | 3 | 0 | 0 | 86 | 45.5 |
| 23:00 | 0 | 0 | 0 | 3 | 8 | 12 | 3 | 5 | 2 | 0 | 0 | 0 | 0 | 33 | 45.0 |
| AM Total | 0 | 5 | 56 | 209 | 530 | 696 | 741 | 629 | 363 | 186 | 45 | 17 | 3 | | |
| PM Total | 3 | 14 | 70 | 360 | 612 | 862 | 1037 | 700 | 416 | 153 | 73 | 34 | 12 | | |
| Total | 3 | 19 | 126 | 569 | 1142 | 1558 | 1778 | 1329 | 779 | 339 | 118 | 51 | 15 | | |
| Percent | 0.04% | 0.24% | 1.61% | 7.27% | 14.59% | 19.91% | 22.72% | 16.98% | 9.95% | 4.33% | 1.51% | 0.65% | 0.19% | | |

Time of day

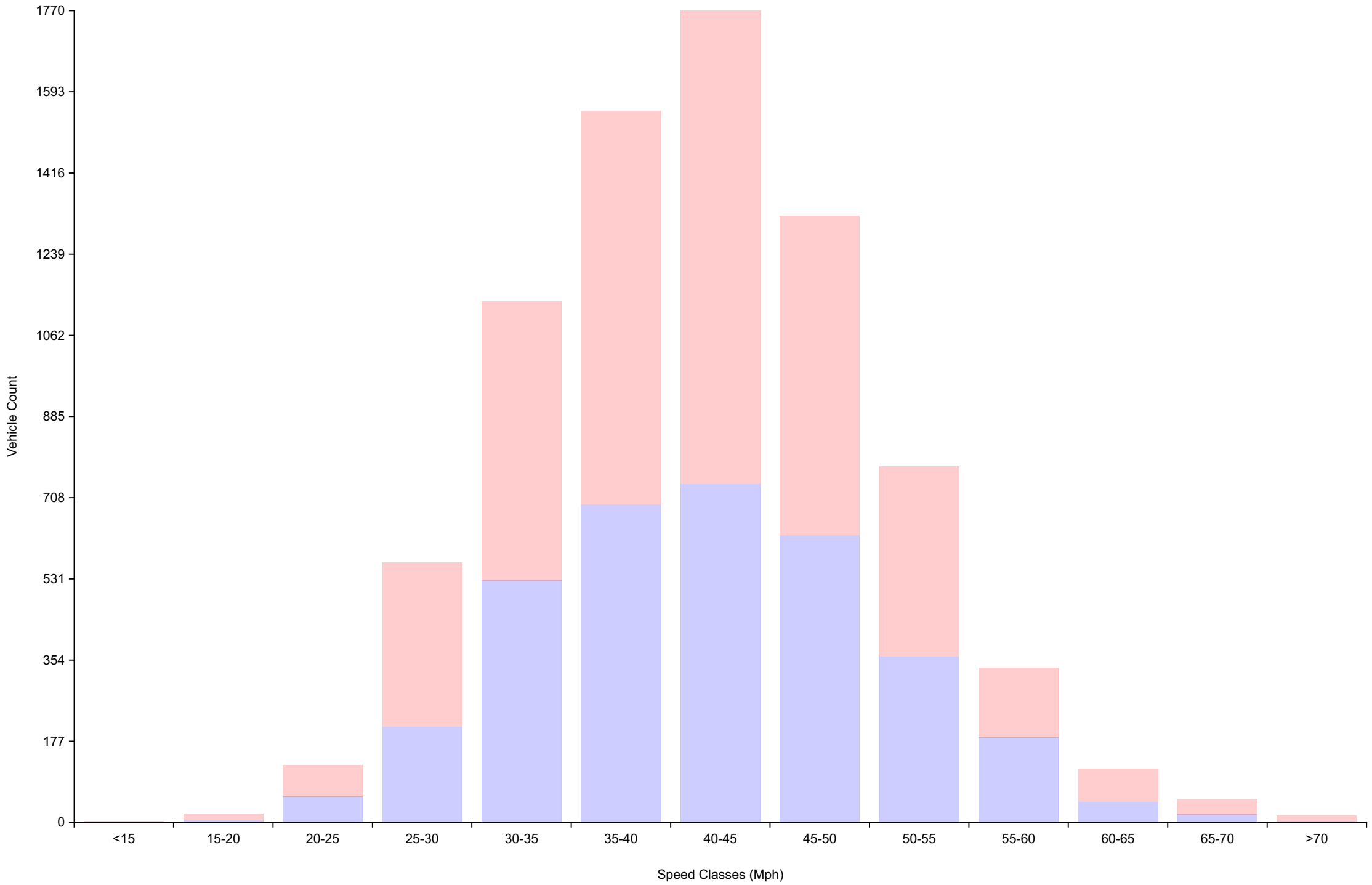
Total Vehicles : 7826
 30th Percentile : 35.7 MPH
 50th Percentile : 40.5 MPH
 85th Percentile : 49.6 MPH
 95th Percentile : 55.3 MPH
 Average Speed : 41.1 MPH
 Highest Speed : 79.0 MPH

Average Speed By Hour
For week beginning Mon Jun 3 2019
(60 Minute Resolution)



Vehicle Counts By Speed Class

For week beginning Mon Jun 3 2019



Yelvertoft Rd Jun 19

Weekly overview for week beginning Mon Jun 10 2019

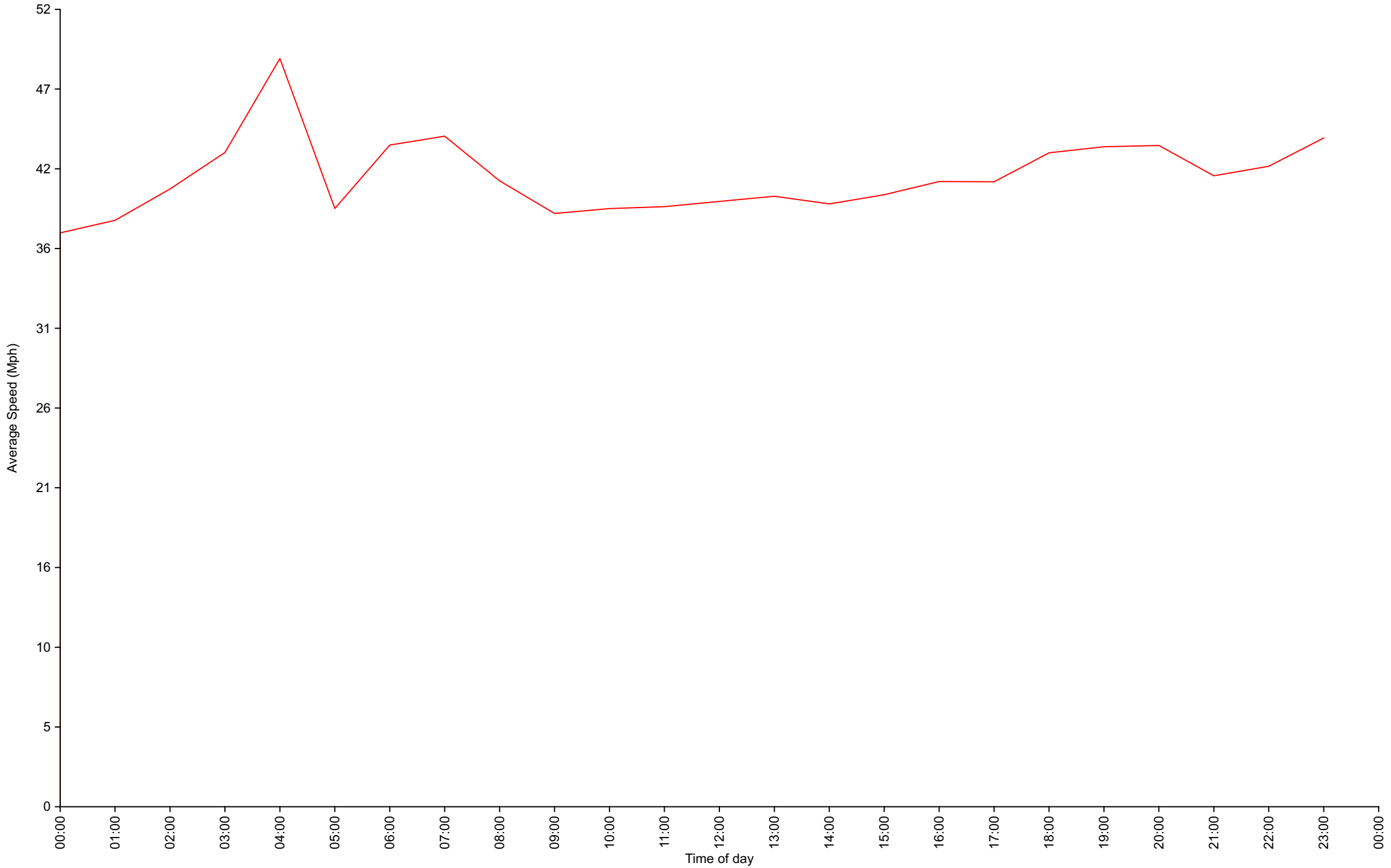
Vehicle Speed Classes (Mph)

| | <15 | 15 20 | 20 25 | 25 30 | 30 35 | 35 40 | 40 45 | 45 50 | 50 55 | 55 60 | 60 65 | 65 70 | >70 | Total | 85th Percentile |
|----------|-------|----------|----------|-----------|-----------|---------------|------------|-----------|-----------|-----------|----------|----------|----------|------------|--------------------|
| 00:00 | 0 | 0 | 0 | 0 | 0 | 1 | 1 | 0 | 0 | 0 | 0 | 0 | 0 | 2 | 38.5 |
| 01:00 | 0 | 0 | 0 | 0 | 3 | 2 | 0 | 2 | 0 | 0 | 0 | 0 | 0 | 7 | 44.7 |
| 02:00 | 0 | 0 | 0 | 1 | 1 | 0 | 2 | 0 | 0 | 1 | 0 | 0 | 0 | 5 | 47.0 |
| 03:00 | 0 | 0 | 0 | 0 | 0 | 1 | 1 | 1 | 0 | 0 | 0 | 0 | 0 | 3 | 45.8 |
| 04:00 | 0 | 0 | 0 | 1 | 1 | 1 | 1 | 1 | 2 | 4 | 2 | 0 | 0 | 13 | 57.1 |
| 05:00 | 0 | 1 | 3 | 2 | 7 | 7 | 9 | 8 | 5 | 0 | 0 | 0 | 0 | 42 | 47.4 |
| 06:00 | 0 | 0 | 2 | 4 | 7 | 17 | 19 | 16 | 10 | 8 | 2 | 0 | 0 | 85 | 52.8 |
| 07:00 | 0 | 0 | 0 | 6 | 18 | 27 | 46 | 42 | 22 | 15 | 5 | 0 | 0 | 181 | 52.0 |
| 08:00 | 0 | 0 | 1 | 16 | 51 | 50 | 57 | 42 | 27 | 11 | 2 | 2 | 0 | 259 | 49.4 |
| 09:00 | 0 | 0 | 5 | 22 | 49 | 52 | 44 | 32 | 15 | 6 | 0 | 1 | 0 | 226 | 46.7 |
| 10:00 | 0 | 1 | 4 | 16 | 36 | 52 | 44 | 23 | 14 | 9 | 0 | 0 | 0 | 199 | 47.2 |
| 11:00 | 0 | 0 | 3 | 21 | 32 | 41 | 45 | 29 | 17 | 1 | 1 | 0 | 0 | 190 | 47.6 |
| 12:00 | 0 | 0 | 3 | 21 | 30 | 39 | 31 | 22 | 18 | 5 | 2 | 1 | 0 | 172 | 49.0 |
| 13:00 | 0 | 0 | 1 | 15 | 38 | 52 | 38 | 36 | 15 | 3 | 2 | 0 | 0 | 200 | 47.7 |
| 14:00 | 0 | 0 | 1 | 22 | 26 | 45 | 32 | 20 | 16 | 6 | 1 | 0 | 0 | 169 | 47.6 |
| 15:00 | 0 | 0 | 2 | 11 | 33 | 42 | 42 | 26 | 17 | 1 | 0 | 1 | 1 | 176 | 47.9 |
| 16:00 | 0 | 0 | 1 | 14 | 28 | 49 | 51 | 42 | 23 | 3 | 0 | 1 | 0 | 212 | 48.3 |
| 17:00 | 0 | 0 | 2 | 10 | 35 | 51 | 38 | 38 | 20 | 10 | 1 | 0 | 0 | 205 | 49.0 |
| 18:00 | 0 | 0 | 1 | 6 | 21 | 29 | 39 | 39 | 25 | 4 | 3 | 1 | 0 | 168 | 50.1 |
| 19:00 | 0 | 0 | 2 | 5 | 12 | 23 | 23 | 22 | 16 | 9 | 0 | 1 | 1 | 114 | 52.2 |
| 20:00 | 0 | 0 | 1 | 2 | 9 | 9 | 14 | 13 | 14 | 3 | 1 | 0 | 0 | 66 | 51.4 |
| 21:00 | 0 | 0 | 0 | 7 | 10 | 7 | 10 | 12 | 7 | 4 | 0 | 0 | 0 | 57 | 50.2 |
| 22:00 | 0 | 0 | 0 | 2 | 2 | 2 | 5 | 8 | 2 | 0 | 0 | 0 | 0 | 21 | 47.9 |
| 23:00 | 0 | 0 | 0 | 1 | 0 | 2 | 6 | 2 | 4 | 0 | 0 | 0 | 0 | 15 | 49.6 |
| AM Total | 0 | 2 | 18 | 89 | 205 | 251 | 269 | 196 | 112 | 55 | 12 | 3 | 0 | | |
| PM Total | 0 | 0 | 14 | 116 | 244 | 350 | 329 | 280 | 177 | 48 | 10 | 5 | 2 | | |
| Total | 0 | 2 | 32 | 205 | 449 | 601 | 598 | 476 | 289 | 103 | 22 | 8 | 2 | | |
| Percent | 0.00% | 0.07% | 1.15% | 7.36% | 16.11% | 21.56% | 21.46% | 17.08% | 10.37% | 3.70% | 0.79% | 0.29% | 0.07% | | |

Total Vehicles : 2787
 30th Percentile : 35.5 MPH
 50th Percentile : 39.8 MPH
 85th Percentile : 49.1 MPH
 95th Percentile : 53.9 MPH
 Average Speed : 40.6 MPH
 Highest Speed : 75.0 MPH

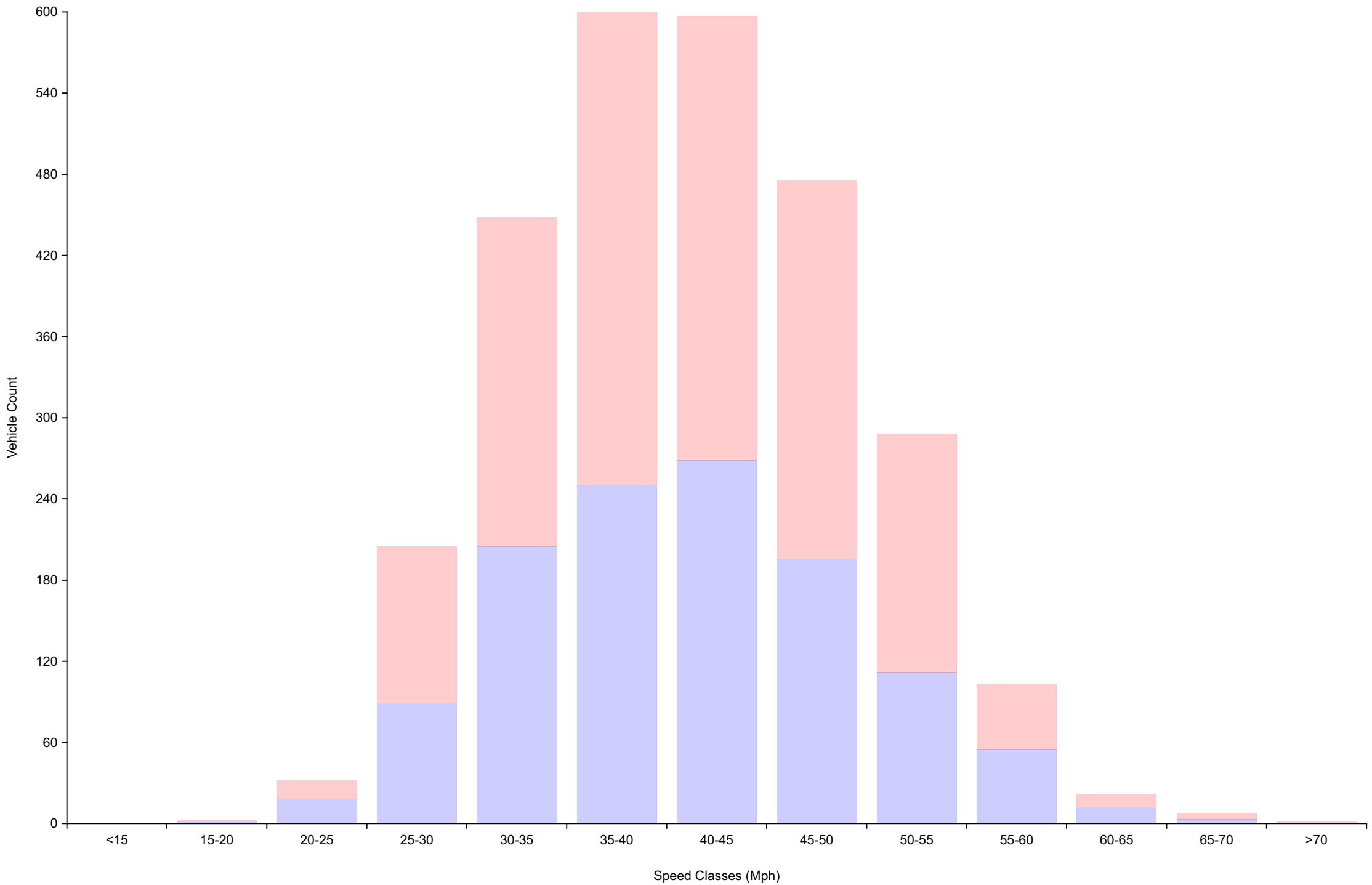
Average Speed By Hour

For week beginning Mon Jun 10 2019
(60 Minute Resolution)



Vehicle Counts By Speed Class

For week beginning Mon Jun 10 2019



Yelvertoft Rd Jun 19

Weekly overview for week beginning Mon Jun 17 2019

Vehicle Speed Classes (Mph)

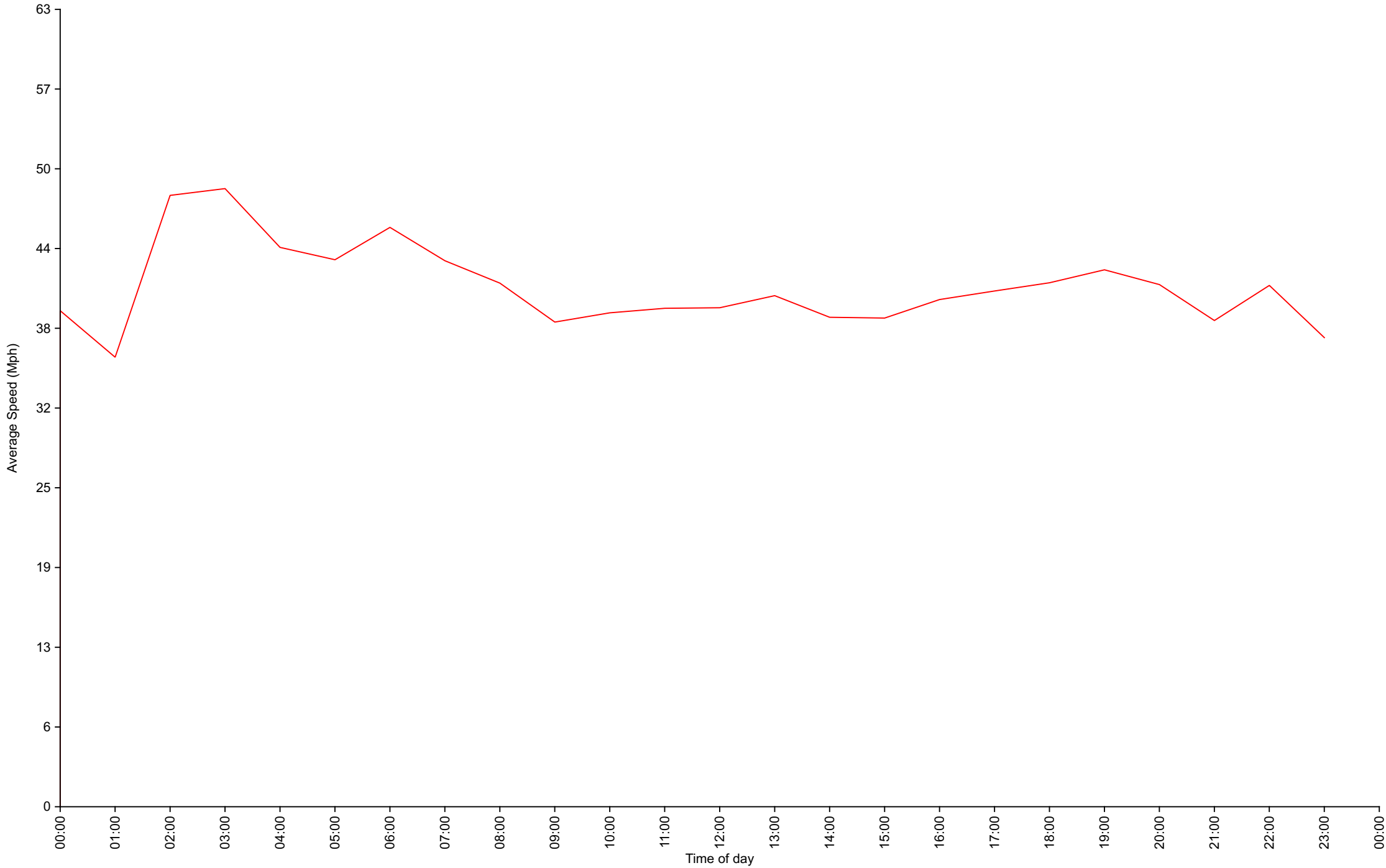
| | <15 | 15 20 | 20 25 | 25 30 | 30 35 | 35 40 | 40 45 | 45 50 | 50 55 | 55 60 | 60 65 | 65 70 | >70 | Total | 85th Percentile |
|----------|-------|----------|----------|-----------|-----------|------------|---------------|-----------|-----------|-----------|----------|----------|----------|------------|--------------------|
| 00:00 | 0 | 0 | 0 | 0 | 1 | 2 | 2 | 0 | 0 | 0 | 0 | 0 | 0 | 5 | 42.5 |
| 01:00 | 0 | 0 | 0 | 0 | 5 | 1 | 3 | 0 | 0 | 0 | 0 | 0 | 0 | 9 | 40.9 |
| 02:00 | 0 | 0 | 0 | 0 | 0 | 0 | 0 | 3 | 1 | 0 | 0 | 0 | 0 | 4 | 50.4 |
| 03:00 | 0 | 0 | 0 | 0 | 0 | 0 | 1 | 1 | 0 | 1 | 0 | 0 | 0 | 3 | 52.1 |
| 04:00 | 0 | 0 | 0 | 0 | 1 | 2 | 2 | 2 | 0 | 2 | 0 | 0 | 0 | 9 | 52.9 |
| 05:00 | 0 | 0 | 0 | 6 | 5 | 9 | 14 | 12 | 12 | 4 | 1 | 0 | 0 | 63 | 51.9 |
| 06:00 | 0 | 0 | 1 | 1 | 2 | 14 | 21 | 22 | 18 | 9 | 2 | 0 | 0 | 90 | 53.2 |
| 07:00 | 0 | 0 | 0 | 6 | 25 | 44 | 40 | 42 | 29 | 14 | 5 | 0 | 0 | 205 | 51.6 |
| 08:00 | 0 | 2 | 1 | 12 | 38 | 58 | 62 | 52 | 28 | 10 | 4 | 0 | 0 | 267 | 49.2 |
| 09:00 | 0 | 3 | 4 | 21 | 65 | 60 | 53 | 32 | 21 | 6 | 1 | 0 | 0 | 266 | 45.7 |
| 10:00 | 0 | 1 | 1 | 22 | 45 | 55 | 43 | 30 | 11 | 8 | 0 | 1 | 2 | 219 | 46.5 |
| 11:00 | 0 | 2 | 3 | 11 | 34 | 45 | 40 | 29 | 13 | 6 | 1 | 0 | 0 | 184 | 47.3 |
| 12:00 | 0 | 0 | 1 | 27 | 25 | 47 | 40 | 31 | 12 | 3 | 2 | 0 | 1 | 189 | 47.0 |
| 13:00 | 0 | 0 | 2 | 16 | 37 | 41 | 54 | 29 | 20 | 7 | 3 | 0 | 0 | 209 | 48.3 |
| 14:00 | 0 | 1 | 4 | 27 | 43 | 29 | 33 | 35 | 19 | 4 | 1 | 0 | 0 | 196 | 47.5 |
| 15:00 | 0 | 0 | 2 | 15 | 43 | 47 | 44 | 25 | 13 | 0 | 0 | 1 | 0 | 190 | 46.6 |
| 16:00 | 0 | 0 | 1 | 18 | 37 | 33 | 61 | 33 | 19 | 5 | 0 | 0 | 0 | 207 | 47.9 |
| 17:00 | 0 | 0 | 0 | 14 | 35 | 43 | 51 | 38 | 16 | 5 | 4 | 1 | 0 | 207 | 47.8 |
| 18:00 | 0 | 0 | 2 | 17 | 31 | 34 | 48 | 30 | 28 | 8 | 2 | 0 | 2 | 202 | 49.8 |
| 19:00 | 0 | 1 | 0 | 7 | 15 | 26 | 17 | 19 | 17 | 4 | 3 | 2 | 1 | 112 | 52.1 |
| 20:00 | 0 | 0 | 2 | 10 | 8 | 11 | 26 | 21 | 6 | 2 | 0 | 2 | 0 | 88 | 48.4 |
| 21:00 | 0 | 0 | 0 | 5 | 16 | 14 | 10 | 7 | 5 | 1 | 0 | 0 | 0 | 58 | 47.1 |
| 22:00 | 0 | 0 | 0 | 3 | 2 | 3 | 7 | 3 | 3 | 1 | 0 | 0 | 0 | 22 | 50.1 |
| 23:00 | 0 | 0 | 1 | 4 | 0 | 4 | 1 | 1 | 1 | 1 | 0 | 0 | 0 | 13 | 49.1 |
| AM Total | 0 | 8 | 10 | 79 | 221 | 290 | 281 | 225 | 133 | 60 | 14 | 1 | 2 | | |
| PM Total | 0 | 2 | 15 | 163 | 292 | 332 | 392 | 272 | 159 | 41 | 15 | 6 | 4 | | |
| Total | 0 | 10 | 25 | 242 | 513 | 622 | 673 | 497 | 292 | 101 | 29 | 7 | 6 | | |
| Percent | 0.00% | 0.33% | 0.83% | 8.02% | 17.00% | 20.62% | 22.31% | 16.47% | 9.68% | 3.35% | 0.96% | 0.23% | 0.20% | | |

Time of day

Total Vehicles : 3017
 30th Percentile : 35.1 MPH
 50th Percentile : 39.7 MPH
 85th Percentile : 48.7 MPH
 95th Percentile : 53.8 MPH
 Average Speed : 40.4 MPH
 Highest Speed : 77.8 MPH

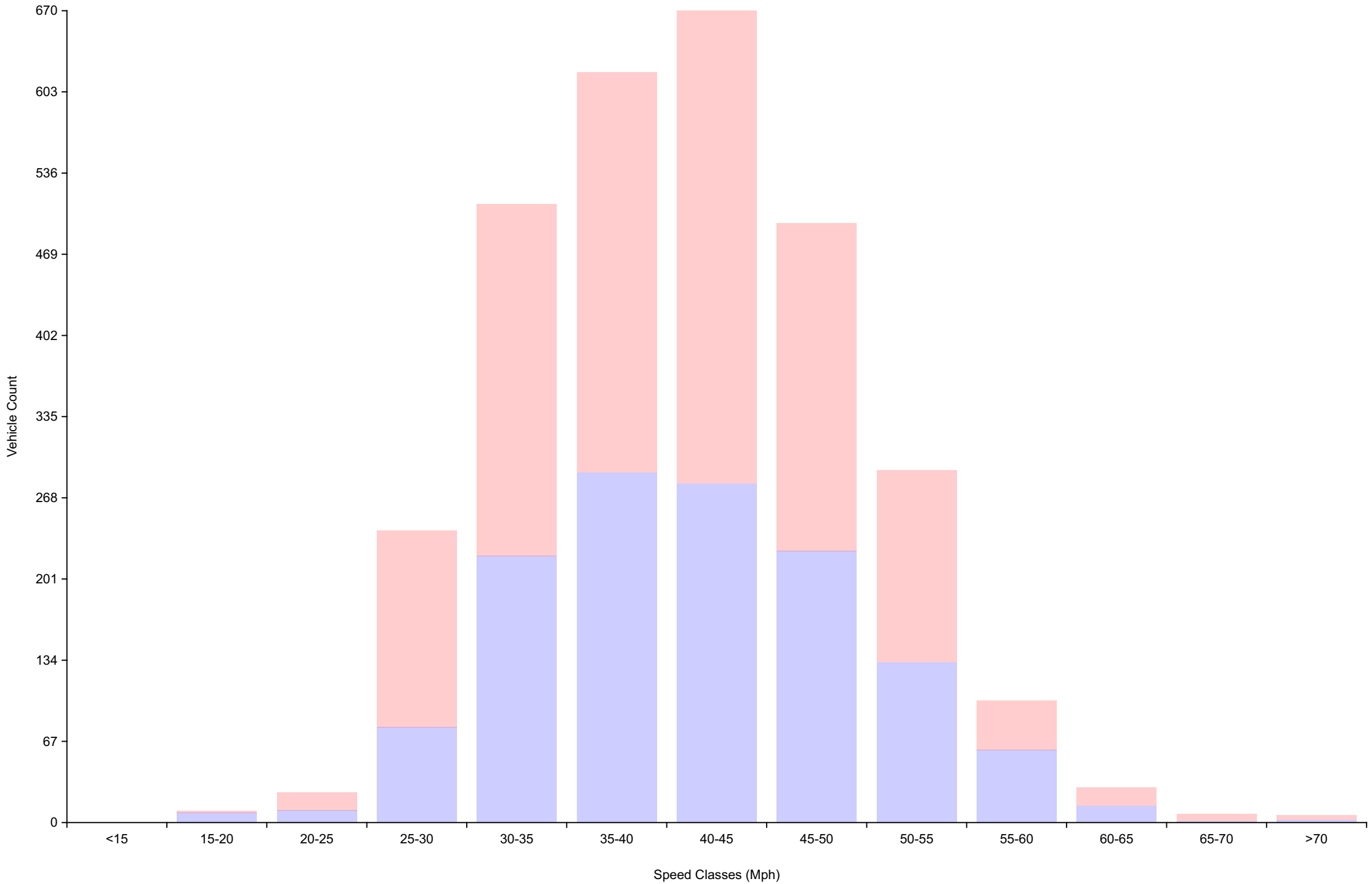
Average Speed By Hour

For week beginning Mon Jun 17 2019
(60 Minute Resolution)



Vehicle Counts By Speed Class

For week beginning Mon Jun 17 2019



Yelvertoft Rd Jun 19

Weekly overview for week beginning Mon Jun 24 2019

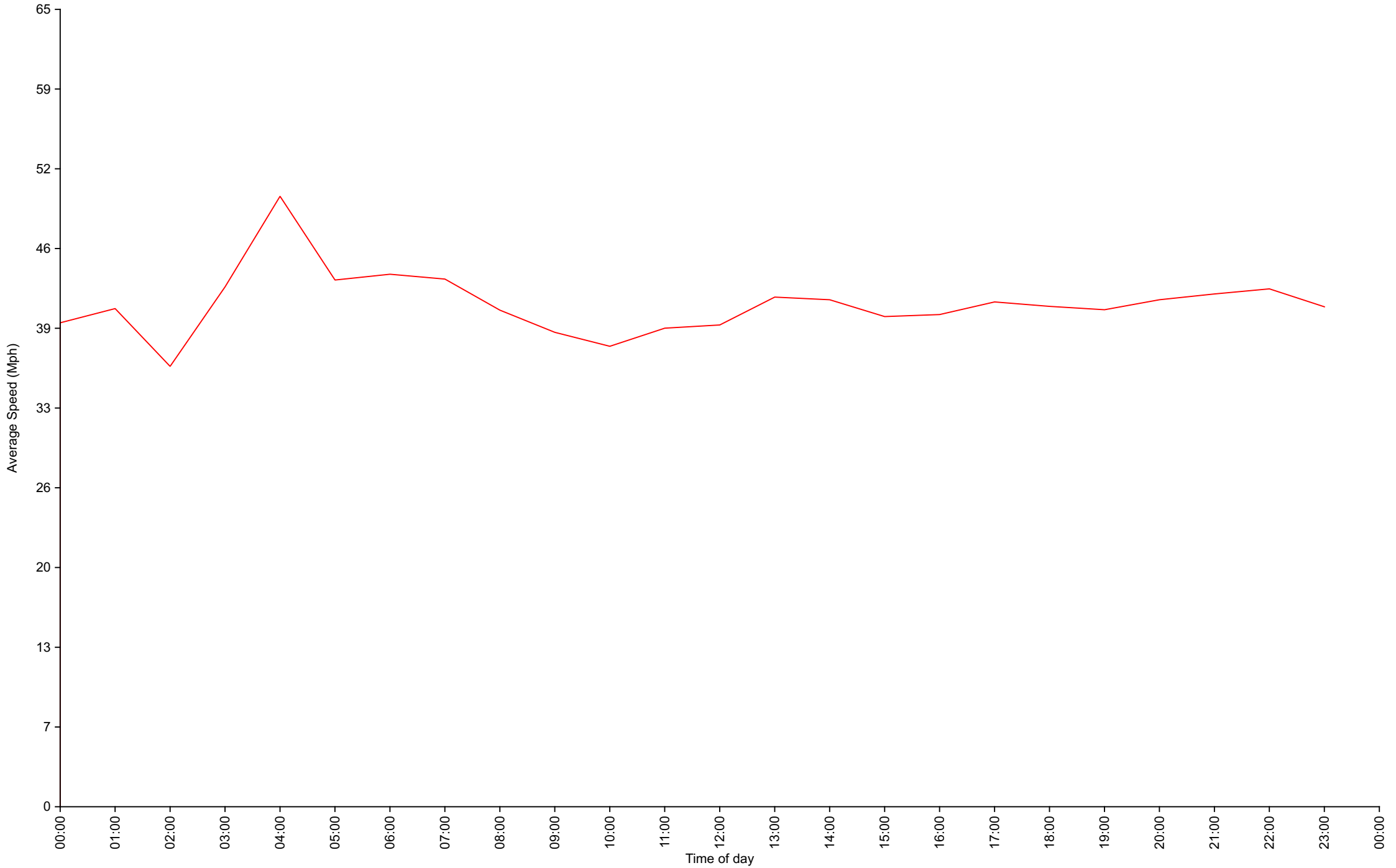
Vehicle Speed Classes (Mph)

| | <15 | 15 20 | 20 25 | 25 30 | 30 35 | 35 40 | 40 45 | 45 50 | 50 55 | 55 60 | 60 65 | 65 70 | >70 | Total | 85th Percentile |
|----------|----------|----------|----------|-----------|-----------|-----------|---------------|-----------|-----------|-----------|----------|----------|----------|------------|--------------------|
| 00:00 | 0 | 0 | 0 | 1 | 2 | 1 | 0 | 2 | 1 | 0 | 0 | 0 | 0 | 7 | 48.0 |
| 01:00 | 0 | 0 | 0 | 0 | 0 | 5 | 0 | 1 | 1 | 0 | 0 | 0 | 0 | 7 | 45.7 |
| 02:00 | 0 | 0 | 0 | 1 | 0 | 2 | 2 | 0 | 0 | 0 | 0 | 0 | 0 | 5 | 39.8 |
| 03:00 | 0 | 0 | 0 | 1 | 0 | 1 | 0 | 0 | 0 | 0 | 0 | 1 | 0 | 3 | 52.0 |
| 04:00 | 0 | 0 | 0 | 0 | 0 | 1 | 0 | 2 | 0 | 0 | 0 | 1 | 0 | 4 | 55.6 |
| 05:00 | 0 | 0 | 0 | 2 | 11 | 6 | 15 | 11 | 12 | 2 | 1 | 0 | 0 | 60 | 50.8 |
| 06:00 | 1 | 2 | 2 | 0 | 11 | 14 | 17 | 18 | 20 | 9 | 0 | 0 | 0 | 94 | 52.6 |
| 07:00 | 0 | 3 | 0 | 11 | 28 | 34 | 43 | 40 | 38 | 18 | 5 | 0 | 1 | 221 | 51.4 |
| 08:00 | 0 | 1 | 1 | 19 | 43 | 53 | 76 | 46 | 30 | 8 | 0 | 0 | 0 | 277 | 48.1 |
| 09:00 | 0 | 1 | 8 | 26 | 48 | 62 | 48 | 35 | 18 | 9 | 1 | 0 | 0 | 256 | 46.9 |
| 10:00 | 0 | 0 | 9 | 28 | 46 | 36 | 39 | 28 | 15 | 2 | 1 | 0 | 0 | 204 | 46.3 |
| 11:00 | 0 | 0 | 2 | 18 | 32 | 39 | 39 | 27 | 15 | 3 | 0 | 0 | 0 | 175 | 47.1 |
| 12:00 | 0 | 1 | 1 | 17 | 36 | 59 | 53 | 31 | 12 | 6 | 0 | 0 | 0 | 216 | 45.7 |
| 13:00 | 0 | 3 | 1 | 14 | 25 | 42 | 45 | 42 | 20 | 10 | 3 | 1 | 0 | 206 | 49.4 |
| 14:00 | 0 | 1 | 2 | 8 | 26 | 34 | 40 | 28 | 16 | 11 | 0 | 1 | 1 | 168 | 50.0 |
| 15:00 | 0 | 0 | 3 | 15 | 33 | 47 | 40 | 33 | 16 | 5 | 2 | 1 | 0 | 195 | 47.9 |
| 16:00 | 0 | 0 | 4 | 15 | 25 | 54 | 53 | 35 | 15 | 7 | 0 | 0 | 0 | 208 | 47.6 |
| 17:00 | 0 | 0 | 0 | 6 | 29 | 40 | 52 | 31 | 13 | 9 | 1 | 0 | 0 | 181 | 48.3 |
| 18:00 | 0 | 0 | 1 | 15 | 18 | 33 | 40 | 28 | 14 | 5 | 1 | 1 | 0 | 156 | 48.0 |
| 19:00 | 0 | 1 | 1 | 5 | 16 | 21 | 20 | 19 | 9 | 3 | 1 | 0 | 0 | 96 | 48.5 |
| 20:00 | 0 | 0 | 2 | 6 | 7 | 14 | 17 | 13 | 8 | 1 | 0 | 1 | 1 | 70 | 49.3 |
| 21:00 | 0 | 0 | 0 | 6 | 6 | 15 | 18 | 6 | 4 | 3 | 3 | 2 | 0 | 63 | 49.7 |
| 22:00 | 0 | 0 | 2 | 1 | 3 | 3 | 8 | 10 | 3 | 2 | 0 | 0 | 0 | 32 | 49.2 |
| 23:00 | 0 | 0 | 0 | 3 | 3 | 2 | 3 | 0 | 3 | 2 | 0 | 0 | 0 | 16 | 52.6 |
| AM Total | 1 | 7 | 22 | 107 | 221 | 254 | 279 | 210 | 150 | 51 | 8 | 2 | 1 | | |
| PM Total | 0 | 6 | 17 | 111 | 227 | 364 | 389 | 276 | 133 | 64 | 11 | 7 | 2 | | |
| Total | 1 | 13 | 39 | 218 | 448 | 618 | 668 | 486 | 283 | 115 | 19 | 9 | 3 | | |
| Percent | 0.03% | 0.45% | 1.34% | 7.47% | 15.34% | 21.16% | 22.88% | 16.64% | 9.69% | 3.94% | 0.65% | 0.31% | 0.10% | | |

Total Vehicles : 2920
 30th Percentile : 35.4 MPH
 50th Percentile : 39.8 MPH
 85th Percentile : 48.9 MPH
 95th Percentile : 54.0 MPH
 Average Speed : 40.5 MPH
 Highest Speed : 76.5 MPH

Average Speed By Hour

For week beginning Mon Jun 24 2019
(60 Minute Resolution)



Vehicle Counts By Speed Class

For week beginning Mon Jun 24 2019

